How to use
BD Veritor™ tests

Detect COVID-19

1 COLLECTION

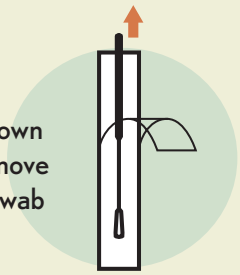

Peel down and remove nasal swab

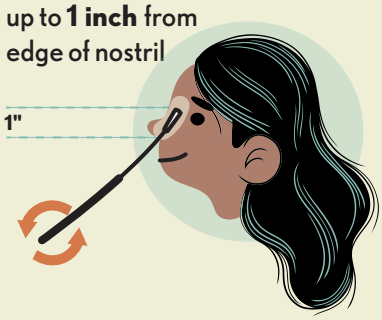

Insert nasal swab up to **1 inch** from edge of nostril

Roll **5 times** in **each nostril**; right and left nostrils

2 PREPARATION

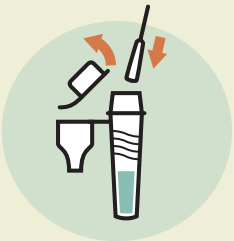

Remove cap from tube and insert nasal swab

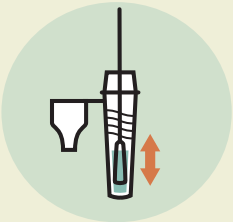

Plunge swab **up and down 15 seconds**

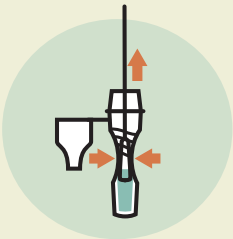

Pinch tube slightly to extract liquid while removing swab

Firmly place cap on tube

3 TESTING

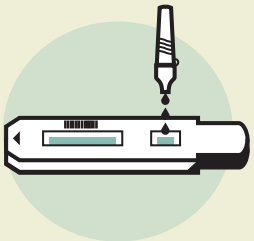

Add **3 drops** to the test strip sample well

Wait **15 min**. Here is an example of a positive test and a negative test.

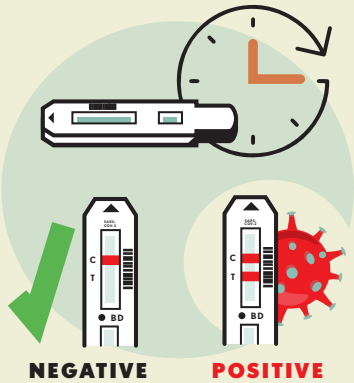

If you are positive, please call the Info-Covid line: 1-888-662-7482

ᓄᓇᕗᑦ ᐃᓱᒪᒋᓂᖅᓴᓂᑦ ᑲᑎᒪᔨᖅ
RÉGIE RÉGIONALE DE LA SANTÉ ET DES SERVICES SOCIAUX DU NUNAVIK
NUNAVIK REGIONAL HEALTH AND SOCIAL SERVICES BOARD